



### District Report Card: 2017


<b>State:</b> Arunachal Pradesh	<b>District:</b> Lower Subansiri
<b>Class:</b> 3	<b>Subject:</b> Language
<b>Schools:</b> 55	<b>Students:</b> 354


### Participation/Coverage


#### Students

<div>GENDER</div> <div></div>	Boys		Girls	
	Number	%	Number	%
	193	54.52	161	45.48

<div>AREA</div> <div></div>	Rural		Urban	
	Number	%	Number	%
	268	75.71	86	24.29

<div>CATEGORY</div> <div></div>	SC		ST		OBC		GEN	
	Number	%	Number	%	Number	%	Number	%
	16	4.52	305	86.16	9	2.54	24	6.78

<div>CWSN</div> <div></div>	LD	VI	HI	S&LD	ID	Oth
	0	0	1	0	0	0

<div>Management</div> <div></div>	Government		Government-aided	
	Number	%	Number	%
	284	80.23	70	19.77

### Average Performance of Students in Language (%)

Overall	Gender		Area		Management		Social Group			
	Male	Female	Rural	Urban	Govt.	Aided	SC	ST	OBC	GEN
54.80	54.89	54.70	60.95	35.66	53.47	60.19	37.92	55.56	64.44	52.78

## Performance on Learning Outcomes (LOs)

Learning Outcomes	Description	Average Performance(%)
L304	Reads small texts with comprehension i.e., identifies main ideas, details, sequence and draws conclusions	57.18
L312	Reads printed scripts on the classroom walls: poems, posters, charts etc.	50.06

Range of Performance of Students who Answered Correctly							
Below 30%		30% - 50%		50% - 75%		Above 75%	
Number	%	Number	%	Number	%	Number	%
76	21.47	90	25.42	92	25.99	96	27.12

## Lowest Performing Learning Outcomes (LOs)

1 - Reads printed scripts on the classroom walls: poems, posters, charts etc. (50.06)

2 - Reads small texts with comprehension i.e., identifies main ideas, details, sequence and draws conclusions (57.18)